




replacement roofs



Revive your existing conservatory with a new roof

Ultraframe[®]
Transforming light and space



Ultraframe makes the functional inspirational, creating the innovative solutions you need to make your dream home a reality.



Re-roof, **replace**, or re-build?

You have three options to upgrade your conservatory:

The easiest is simply to **re-roof**. All Ultraframe roofs are designed to fit seamlessly onto your existing conservatory frame, making it simple to trade up to a new level of quality and thermal performance. You'll be amazed at the difference re-roofing makes to both the comfort and class of your current space.

At the same time as replacing your roof it's easy to **replace** and upgrade your windows and doors if you choose to.

Of course the final option is to **rebuild** the entire conservatory, either with an orangery or extension. Ultraframe offers all of these solutions and you can find inspiration for them within this brochure.



You'll be amazed at the difference a new roof makes to both the comfort and usage of your current space.

Replace your roof, revive your room

Updating your conservatory with the latest designs from Ultraframe can have a significant impact on the thermal efficiency of your home, making your new room comfortable and cosy all year round. Replacing the roof and possibly other parts is a simple and cost effective solution that can add value as well as warmth, updating your conservatory to the room you want it to be.


The conversion of a glazed conservatory roof into a solid one requires official Building Regulations permission. Ultraframe solid roofs are designed to meet and exceed Building Regulations.

UltraTMroof combines an authentic tiled look with a vaulted interior in a bespoke design that's all your own

Ultraframe have been designing and manufacturing conservatory roofs for over 35 years and all of our technical knowhow paved the way for the development of our Ultraroom tiled roof system. Use Ultraroom for a new extension or to upgrade your existing conservatory roof – the choice is yours.

With a stunning choice of authentic tiles and the option to add full length glazing panels to flood your room with natural light, it's no wonder that Ultraroom is the preferred tiled roof of 8 out of 10 homeowners*.

Ultraroom can be configured into any shape or size, so whatever your extension or conservatory plans are, Ultraroom can provide the perfect solution. Beautiful internal and external soffits can be specified to provide the perfect housing for lighting and further add to the extension-like look, both internally and externally.






Building Regulation Compliant

Whether you are extending your home or replacing your conservatory roof, you will need Building Regulation approval. Ultraroom is fully Building Regulation compliant and has Stroma, MFA and Assent system approval to minimise red tape.



Lightweight tile

Lightweight Ultraroom tiles are manufactured to withstand extreme temperature variations. They are available in 3 colours with an authentic slate effect to perfectly complement any home.



Pictures are used for illustration purposes only. Colours throughout are reproduced as accurately as printing/screen will allow. If in doubt always request an actual physical sample of the tile swatch. *Based on roof appearance & aesthetics (independent market research study conducted Feb 2019 with 64 UK homeowners).

Ultrarroof, the ultimate lightweight tiled roof solution

Ultrarroof offers a magnificent vaulted plastered ceiling on the inside enhancing the feeling of space within your current conservatory. Thermally efficient with a U-Value as low as 0.12, Ultrarroof offers you the warmth and brightness you require, with beautiful and authentic looking lightweight tiles externally.



PREFERRED

8 out of 10 homeowners prefer Ultrarroof

- **Full length glass** panels
- **No tie bar** required
- Internal pelmet and **external soffit for lighting**
- **Highly authentic tile** finish
- **Slimline** hips and ridge cappings
- 8 out of 10 homeowners would **choose to buy Ultrarroof** over leading competitors*



LIGHTEST

The lightest tiled roof on the market


- Weighs only 38kg/m², **lighter than any other tiled roof**
- Designed by **conservatory specialists** Ultraframe to replace existing conservatory roofs
- Lightweight panels are cut to size and **easy to manoeuvre**



FASTEST

Faster to fit than any other solid roof

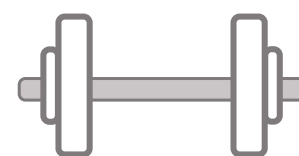
- Tiles supplied in panels of 12 tiles, **pre-cut to size**
- 100% pre-fabrication - **no cutting required**
- **No internal battening** required
- Expandable panel and wide beam to **accommodate tolerances on site**
- High quality, **practical technical support** as you need it



WARMEST

Unrivalled thermal performance

- U-Value of 0.15 with option to reduce to 0.12 if required
- **Complete warm roof system**, with no cold bridging
- **Fully insulated** 380mm structural beam



STRONGEST

Unsupported spans up to 4m

- Superior strength for **larger designs** up to 6.7 by 5m
- 4m spans for **bi-folds without extra support**
- Highly configurable to **any shape and size**
- NASA satellite data used to **precision engineer every roof** for wind AND snow loads.



FIRE TESTED

Independently and fully fire tested

- Components AND complete structure both **fully fire tested**
- **Fire test certificates** available online
- **Fire rated as B-roof** according to EN 13501-5: 2016
- **Fire rated as AC** according to BS476-3:2004

Glazed panels and pelmets make **Livinroof** an adaptable design that can be personalised to meet your needs

Able to create any shape or roof style, the flexibility of Livinroof means thermally efficient glass can be inserted just about anywhere into the grey insulated roof system, to maximise natural light and give a truly spectacular look.




Internally Livinroof is stunning, delivering a magnificent vaulted ceiling or if you prefer there is an option of a suspended ceiling, allowing you to continue the ceiling height from an adjoining room, to create a more cosy feel.



Livinroof comes with an insulated internal pelmet as standard, adding impact to your architecture and style to your home with the option of downlights, spotlights and speakers.


Building Regulation Compliant

Whether you are extending your home or replacing your conservatory roof, you will need Building Regulation approval. Livinroof is fully Building Regulation compliant and has Stroma, MFA and Assent system approval to minimise red tape.

Livinroof, the most versatile replacement roof on the market


With the ability to be built in any shape or size Livinroof offers you design flexibility, and with the ability to insert shaped glass into the contemporary grey panelled solid roof, it will allow the perfect amount of light to enter the room exactly where you need it most. What's more, the roof is very well insulated, giving you a room that you can use all year round.



BRIGHTEST

More glazing options than any other solid roof

- **Shaped glazing** for a bespoke and stunning internal design.
- **Highly configurable** glazed panels for natural light where needed.
- Performance glass easily integrated **at no extra cost**.



LIGHTEST

The lightest solid roof on the market


- Weighs only 31kg/m², **lighter than any other solid roof**.
- Designed by conservatory specialists Ultraframe to **replace existing conservatory roofs**.
- **Lightweight panels** are cut to size and easy to manoeuvre.



SAFEST

The only solid roof engineered to postcode

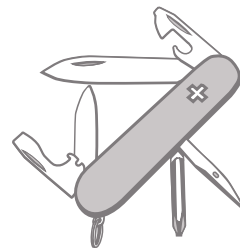
- NASA satellite data used to **precision engineer every roof** for wind AND snow loads.
- Wind tested to withstand hurricane winds up to 130mph.
- Independently fire tested to BS476 part 3.



WARMEST

Unrivalled thermal performance

- A true warm roof system with no cold bridging.
- U-Value of 0.15 with option to reduce to 0.12 if required.
- **Thermally insulated** internal pelmet as standard.



VERSATILE

The most configurable solid roofing system available

- Ideal for solid replacement solution for low pitched lean-to's with **pitches from 5°**.
- Advanced software to instantly validate structural requirements of **any complex designs**.
- **Shaped glazing** inserted in the roof at no extra cost.



FIRE TESTED

Independently and fully fire tested

- The complete, assembled Livinroof structure was **fire tested in 2017** by Warringtonfire.
- Livinroof is **fire rated as B-roof** according to EN 13501-5: 2016
- Livinroof aluminium panel is **fire rated as AA** according to BS476-3:2004

Conservatory roof technology has come a long way in recent years. Advances in glass technology mean that glass is much more thermally efficient, reduces sun glare and helps retain heat. Replacing your roof with high performance glass allows a plentiful supply of natural light to come into your home while still keeping your room comfortable all year round and reducing heating bills.



Performance glass roof allows plenty of natural light while retaining heat.



Personalise your replacement glass roof by adding a pelmet and central lighting panel internally, along with a cornice externally (p17).

BBA Approval

The BBA Agrément Certificate is a mark of excellence based on rigorous national and European standards that validate a construction product's quality, technical capabilities and uniqueness. The Glass Roof has undertaken rigorous inspection and testing and is approved by the BBA.



Building Regulation Compliant

Whether you are extending your home or replacing your conservatory roof, you will need Building Regulation approval. Ultraroom is fully Building Regulation compliant and has Stroma, MFA and Assent system approval to minimise red tape.



Glazing options

The glazing in your roof can have an impact on its temperature and energy efficiency so it's important to work closely with your installer to choose the correct specification for the orientation of your home.

All of our glass is self cleaning, toughened and double glazed safety glass as standard.

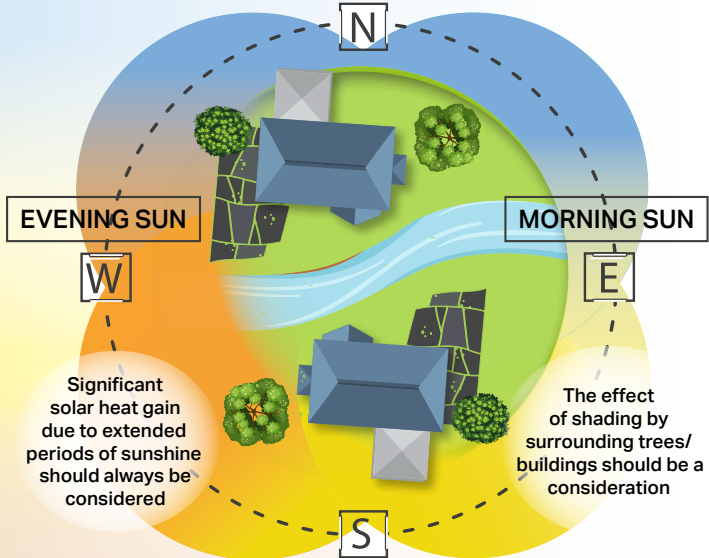
North or East Facing Specification

North or East facing locations will tend to be shady and cool receiving little direct sunlight. Glass with high light transmission and low solar rejection is a great choice as it will allow more heat and light to enter the room and warm the space.

South or West Facing Specification

A South or West facing location may be in the sun for most of the day, which brings lots of bright, natural light. The heat from the sun can also mean the room becomes too bright or unpleasantly warm, unless the correct glazing is specified.

Choose glazing which has a low level of light transmission and higher levels of solar rejection. We can supply glass with a U-Value of just 1.0, which is three times more energy efficient than a standard glass unit.



Conservaglass by Ultraframe “Energy Saving Glass”

Performance	Great Insulation					
	Low		Medium			High
Product Range	Ultimate Blue	Aqua 4S	Bronze 4S	Blue 4S	Neutral 4S	Clear 4S
U-Value	1.0	1.0	1.0	1.0	1.0	1.0
Light Transmission	24%	29%	42%	28%	38%	68%
Solar Gain (G)	18%	19%	34%	33%	30%	45%
UV Protection	94%	94%	91%	92%	85%	80%
Colour Tint	Blue	Aqua	Bronze	Blue	Neutral	Clear

Best all rounder


Performance	Greatest Insulation					
	Low	Medium			High	
Product Range	Std Aqua	Std Bronze	Std Blue	Std Neutral	Std Clear	Std Glass
U-Value	1.2	1.2	1.2	1.2	1.2	2.8
Light Transmission	32%	52%	24%	44%	77%	80%
Solar Gain (G)	24%	49%	46%	43%	70%	75%
UV Protection	92%	82%	90%	79%	71%	25%
Colour Tint	Aqua	Bronze	Blue	Neutral	Clear	

The position of your roof can have a direct impact on the design. South facing sites receive more sun than North facing. The need for ventilation and shading will also vary and effect the choice of glass.

The % of solar gain is the measure of how much solar energy passes through the glass. E.g. Ultimate blue has a 18% solar gain meaning 82% of the solar energy is rejected and will not pass through.

Ventilation

The type of ventilation you need is specific to your conservatory, based on many considerations such as size, shape and most importantly, aspect in relation to the sun. South facing sites may need more ventilation than North facing sites, and other factors to consider include overshadowing from obstacles such as trees and buildings. A range of ventilation options from Ultraframe are available to provide a comfortable living environment.



Engineered to your postcode

All our roofs are engineered for the extremes of the UK climate and every Ultraframe roof is engineered to your specific postcode. Incredibly, our specialist software uses accurate data from NASA to calculate the altitude of your home along with predicted snow load and wind speed.

The integrated structural design guide within the software draws on weather data and designs your new conservatory, orangery or extension for extreme snow loads and wind speeds that may occur in your location. Simply give the installer your postcode to ensure compliance with the correct structural loads.

Our extensive research and development team continues to innovate and design our products, so you can be certain that you're getting the latest in roofing technology engineered specifically for your own home.

1. Insulated internal pelmet

The internal pelmet, in any width between 300mm and 1200mm means you can enjoy the light of a conservatory, the look of an orangery and the solid feel of an extension, all in one great value option. Not only will you gain added insulation, you'll also add ambience, with space for downlights, spotlights and speakers.



2. Central lighting panel

Choose a central lighting panel and add your choice of light fittings to the central roof ridge. Consider creating discrete pools of light for dining or relaxing, or create feature lighting as the focal point of your interior design. Insulated for added warmth, the panel can also be painted to match your décor.

3. Decorative cornices

Choose curved cornices for an effortlessly elegant traditional look or flat cornices for more modern designs. One, two or three tier flat cornices finish your structure in style, while hiding the gutters.

Frequently Asked Questions!

1

Q. I am thinking of replacing my old tired polycarbonate roof with a solid one – is there any 'red tape' involved?

A. An existing conservatory with doors into the house is exempt from Building Regulations but changing the roof to a solid one means that Building Regulations will apply. Don't worry, your Ultraframe retailer will take care of everything.

2

Q. The existing conservatory has multiple shapes – I think you call it a 'P' shape. Can it be upgraded?

A. Yes - you can choose from our Glass roof with high performance glazing, our Ultraroom tiled system or Livinroof with its mix of glazing and grey insulated solid panels.

3

Q. Is my roof fire safe?

A. Both Livinroof and Ultraroom have been stringently tested to ensure compliance with fire safety testing. In each case, the entire solid conservatory roof has been tested. Our partners for this testing exercise are Exova and WarringtonFire. These independent and recognised companies can qualify that each roof is compliant to British Standards (BS) and European Standards (EN).

- **Livinroof** is fire rated as B-roof according to EN 13501-5: 2016
- **Livinroof** is fire rated as AA according to BS476-3:2004 (Aluminium panel)
- **Ultraroom** is fire rated as B-roof according to EN 13501-5: 2016
- **Ultraroom** is fire rated as AC according to BS476-3:2004

4

Q. Changing to a solid roof means it has to comply with Building Regulations, is there any official paperwork I should keep?

A. In England and Wales, Ultraframe works with an approved inspector organisation called Stroma. They ensure the necessary procedures are followed and issue a completion certificate for you, which you can file with the deeds to your property. In other regions of the UK, other arrangements are in place.

5

Q. I want to have some pendant lighting and spotlights around the perimeter – how feasible is this?

A. Suspending pendant lights at the highest point of the vaulted ceiling is fine as there are structural braces inside the plasterboard to take the weight of the lights. Spotlights can fit into the 300mm deep pelmet that runs around the perimeter – this can be varied to make this pelmet even more pronounced. You can add a central lighting panel and / or an insulated pelmet to house lighting with a Glass roof too.

6

Q. Will the solid roof be too heavy to sit on my windows?

A. Livinroof & Ultraroom are much lighter than other replacement roofs and not much heavier than a glass roof. (Livinroof has a weight of only 31Kg/m² and Ultraroom weighs only 38Kg/m²). This often enables the original window frames to be used, providing a saving to the homeowner if required.

The difference in loading on the foundations is negligible. Provided there is no sign of settlement in the base there is no need to 'boost' the foundations. Please consult your retailer if in any doubt.

7

Q. How long will it take to replace the roof? I am worried my existing floor will be damaged during the transformation!

A. It is perfectly feasible to change simple designs over the course of one day. Plaster boarding and skimming - if a solid roof - would then take place over the next day or so. Ultraframe retailers will protect any existing floor, etc during the project.

8

Q. I am nervous about losing light into my adjacent dining room and I want to keep the room light and bright – what can be done?

A. Livinroof and Ultraroom* both have the option to insert large glazed panels in virtually any position to allow light into your home.
*Rectangular panels only in Ultraroom.

9

Q. How much more comfortable will this new room be?

A. As the roof complies with Building Regulations, it is as thermally insulated as possible, in fact Livinroof and Ultraroom are up to 15 times more thermally efficient than the roof being replaced. This will mean you can have greater comfort and lower bills than you have been used to. You can also keep the light too with both Livinroof and Ultraroom. If you choose a Glass roof with performance glass this can also dramatically improve thermal performance of your conservatory.



Ultraroom



Livinroof



Glass Roof



Featured image: Replacement Livinroof see pages 10 to 13.
For further information ask for the main CORE brochure.

more **style**, more **space**

Job No. 3736 RRB002 Ultraframe RR 11/24

It is Ultraframe's policy to continually seek to improve its products, processes and service and we reserve the right to change specifications without prior notice. We have been trading for around 35 years and strive to deliver unrivalled quality and service.

Ultraframe[®]
Transforming light and space